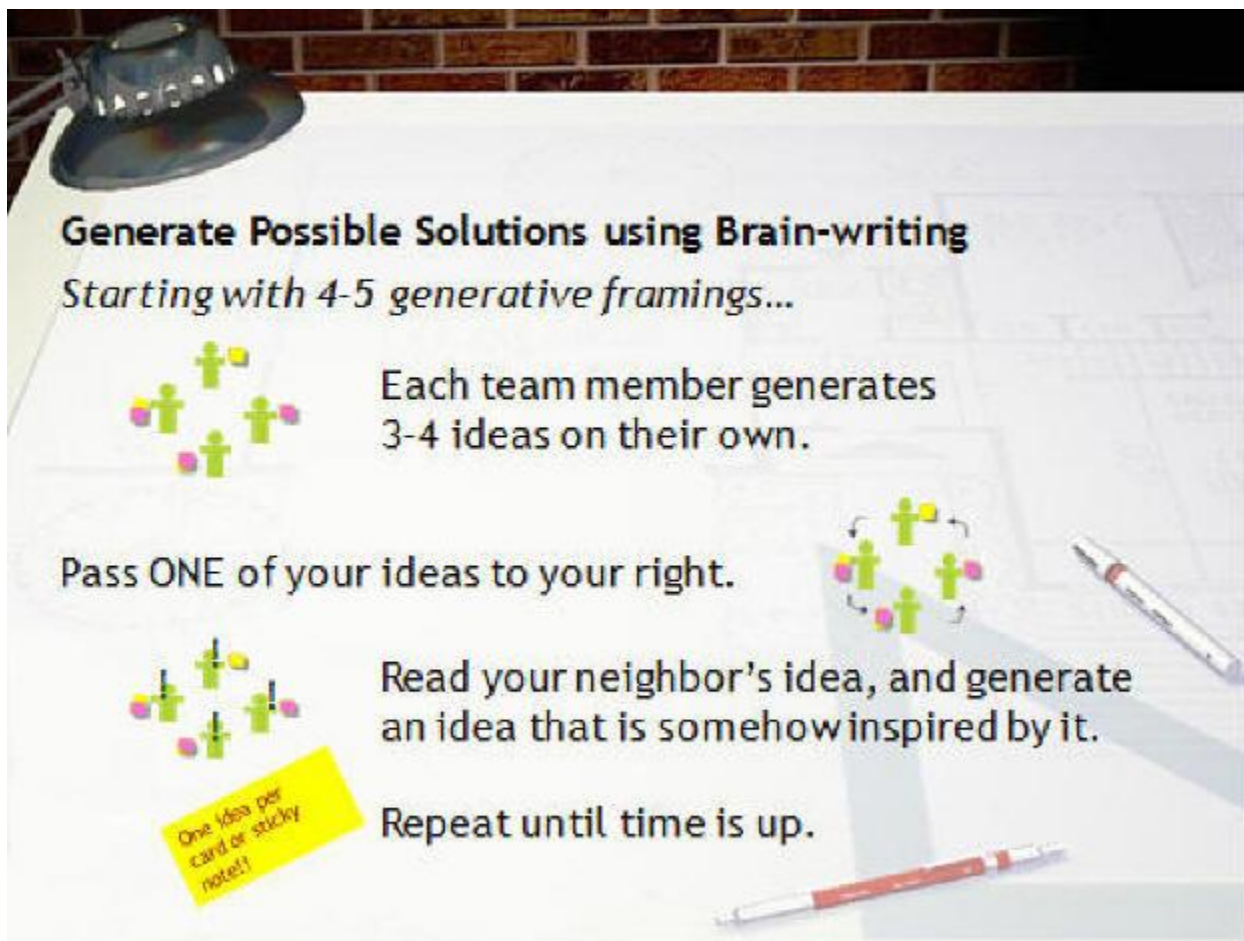



## Creating lots of ideas

Brain Writing over comes some of the disadvantages of Brain Storming in that one person may dominate the meeting.


Using the Chat function on ZOOM




**Generate Possible Solutions using Brain-writing**  
*Starting with 4-5 generative framings...*

 Each team member generates 3-4 ideas on their own.

Pass ONE of your ideas to your right.

 Read your neighbor's idea, and generate an idea that is somehow inspired by it.

 Repeat until time is up.

*One idea per card or sticky note!*



# Finding lots of options

**Objective:** To show the students how to come up with many ideas for their potential solution

**Measure outcome:** Students can apply methods for creating lots of ideas

- Create team functions
- Scribe
  - Facilitator
  - Supply person
  - Time keeper

Decide on method to use for creating ideas

- Brain-Storming
- Brain-Writing
- Other

What are the rules we will follow?

- Rule 1: Postpone and withhold your judgment of ideas**
- Rule 2: Encourage wild and exaggerated ideas**
- Rule 3: Quantity counts at this stage, not quality**
- Rule 4: Build on the ideas put forward by others**
- Rule 5: Every person and every idea has equal worth**

Give out necessary supplies

- Colored pens
- Paper
- Sticky note pads

Begin Process

Finish and sort Blue Sky, Stretch, Ordinary

After all the ideas are created, the group will sort them in piles and then discuss the two categories (ordinary, blue sky) to see how they can move the design into the stretch group

- Definitions:
- Blue sky
  - Stretch
  - Ordinary

Look to create new ideas to move ordinary and blue sky to stretch

Pick the two to three ideas to work with



## Essential Questions:

1. How can we create lots of new original ideas about a subject working in a group?
2. How can we teach this creatively?

**Brainstorming** ... A systematic effort and disciplined practice to produce ideas in a group. Create an uninhibition environment that would encourage imaginative ideas and thoughts. The usual method is to have a small group discuss a problem. ideas are offered by participants one at a time. one member records ideas and suggestions on a chart or white board. All withhold judgment. After the brainstorming session, the various ideas and suggestions are reviewed and evaluated and the group agrees on a final resolution.

**Rule 1: Postpone and withhold your judgment of ideas**

**Rule 2: Encourage wild and exaggerated ideas**

**Rule 3: Quantity counts at this stage, not quality**

**Rule 4: Build on the ideas put forward by others**

**Rule 5: Every person and every idea has equal worth**

*Get complete list and description...* These rules were created by [www.brainstorming.co.uk](http://www.brainstorming.co.uk).

